



**SEMORR**  
*see more treat more*

**DOM 3000D 4K PRO**  
MICROSCOPE

## 4K PRO MICROSCOPE SPECS

- 1 New Optical design, Extreme visual experience
- 2 Vario focus **180-460mm**
- 3 Zoom magnifications **3.6x - 23.3x**
- 4 **Continuous** Magnification System
- 5 FOV: **9.7mm - 132mm**
- 6 Built-in **4k camera** system for higher-quality imaging
- 7 Light source: Built-in **LED light** source, With continuous adjustable luminance **80,000 lux**
- 8 Same light power after continuous zooming (**Powerful Not affected**)
- 9 **60,000** Working hours light life span
- 10 Coil spring torque adjustment
- 11 Balanced Arm
- 12 New Era of **IOT** (share in real-time control modes mobile, tablets)
- 13 Surface-coated antibacterial nano-silver ion
- 14 **5 YEARS** warranty and Maintenance from Perfect Dent
- 15 Continuous Education Support
- 16 Competitive price

# ERGONOMIC DESIGN, EASE OF USE, COMFORT

**0-210°**  
Ergonomic binocular tube



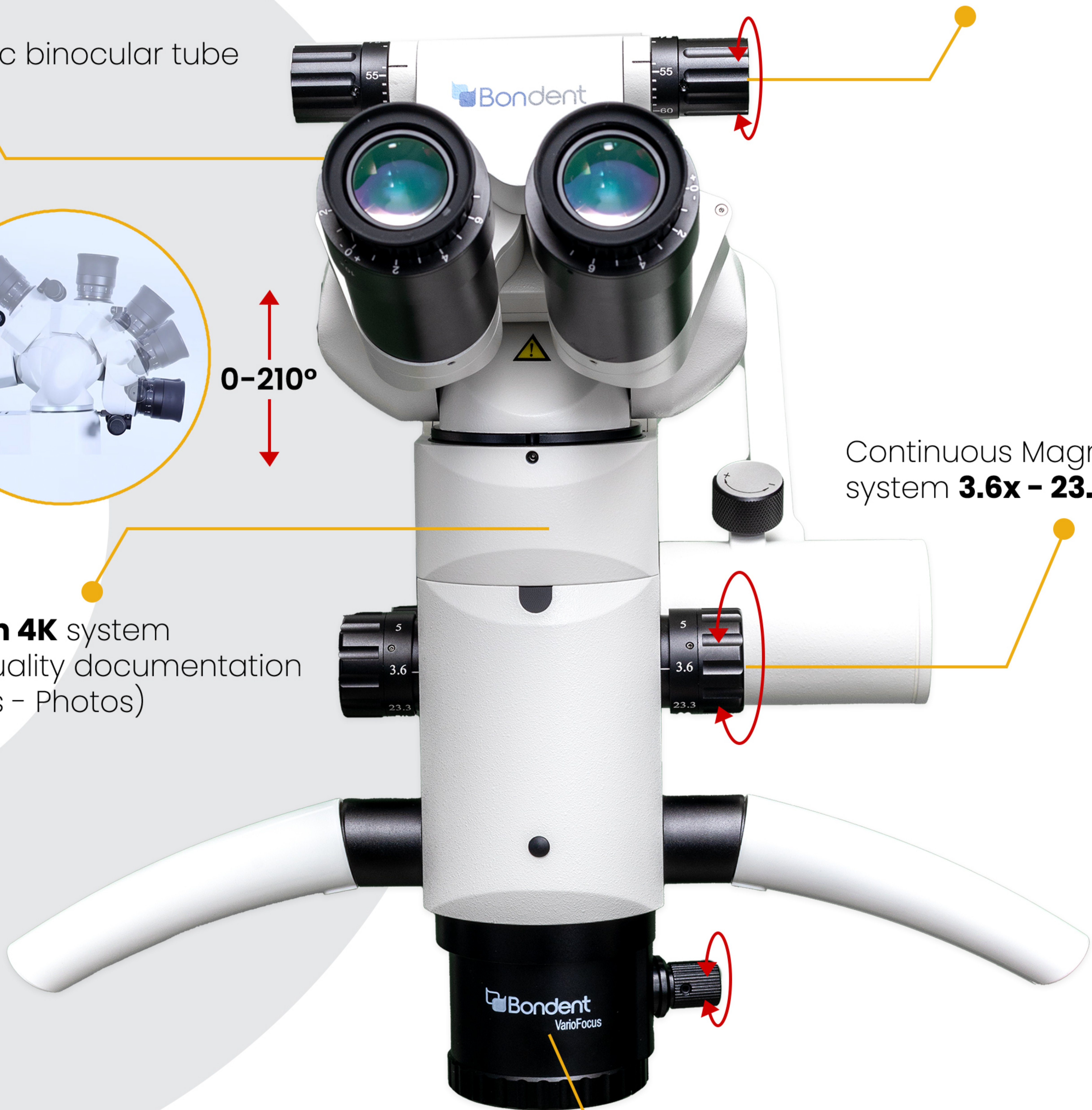
**0-210°**

**Built-in** pupil distance adjustment **55-75mm**

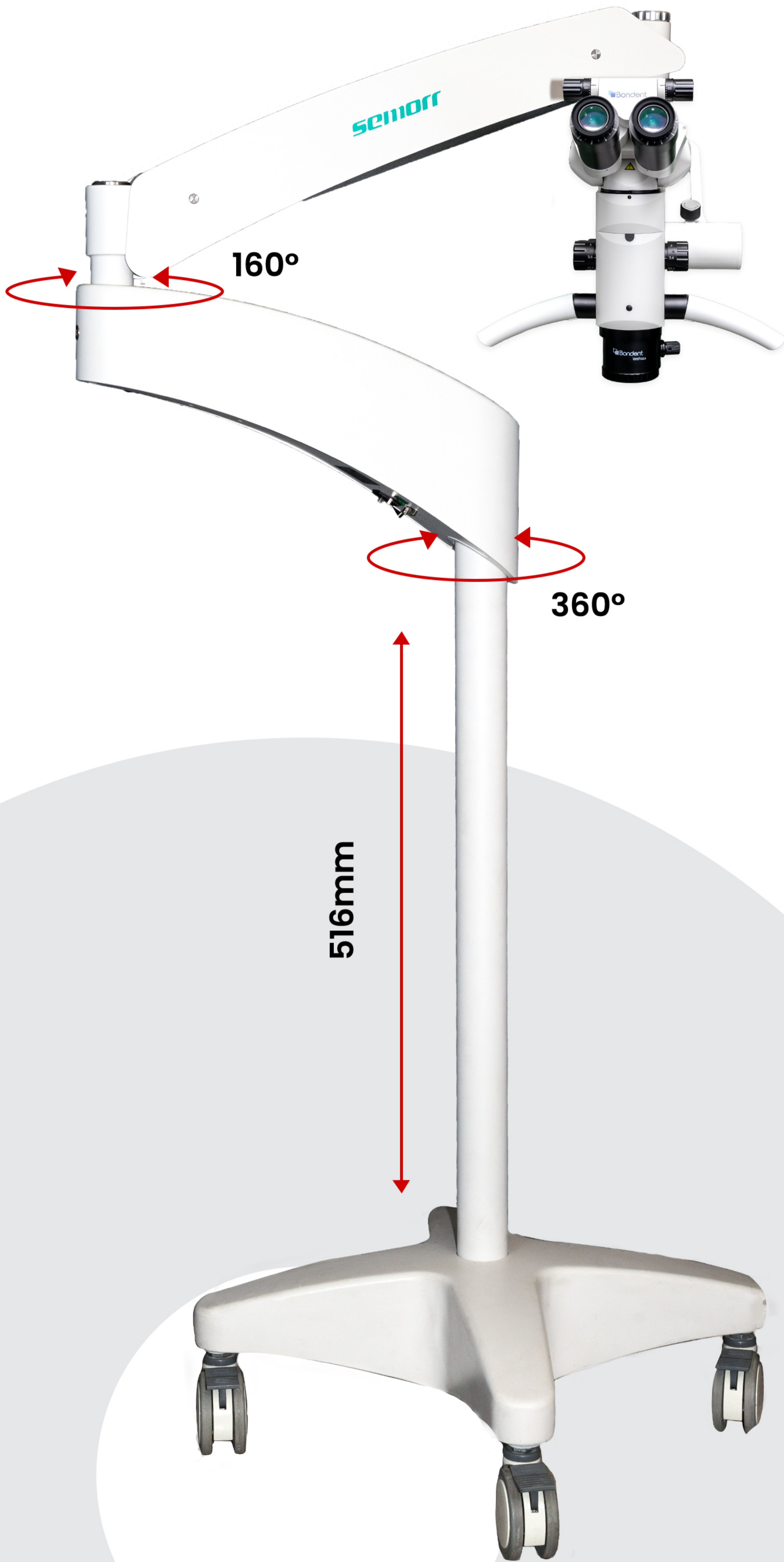
**Built-in 4K** system  
High quality documentation  
(Videos - Photos)

Continuous Magnification system **3.6x - 23.3x**

**180-460mm**  
Vario focus objective lens



## FLEXIBLE MECHANISM



SEE  
MORE  
TREAT  
MORE

## NEW OPTICAL DESIGN

### EXTREME VISUAL EXPERIENCE

#### -Sharpen optical imaging


Effectively reduce beam splitting, color separation, filtering, polarization, and thus reducing glare

#### -Improve imaging clarity

The new optimized optical path design enhances the ability to collect light within the working distance, thereby increasing the resolution

#### -Enhance color rendition

Medical grade LED light source is used to increase the percentage of luminous flux to its incident luminous flux and improve light transmittance



## BUILT-IN 4K CAMERA FOR HIGHER-QUALITY IMAGING

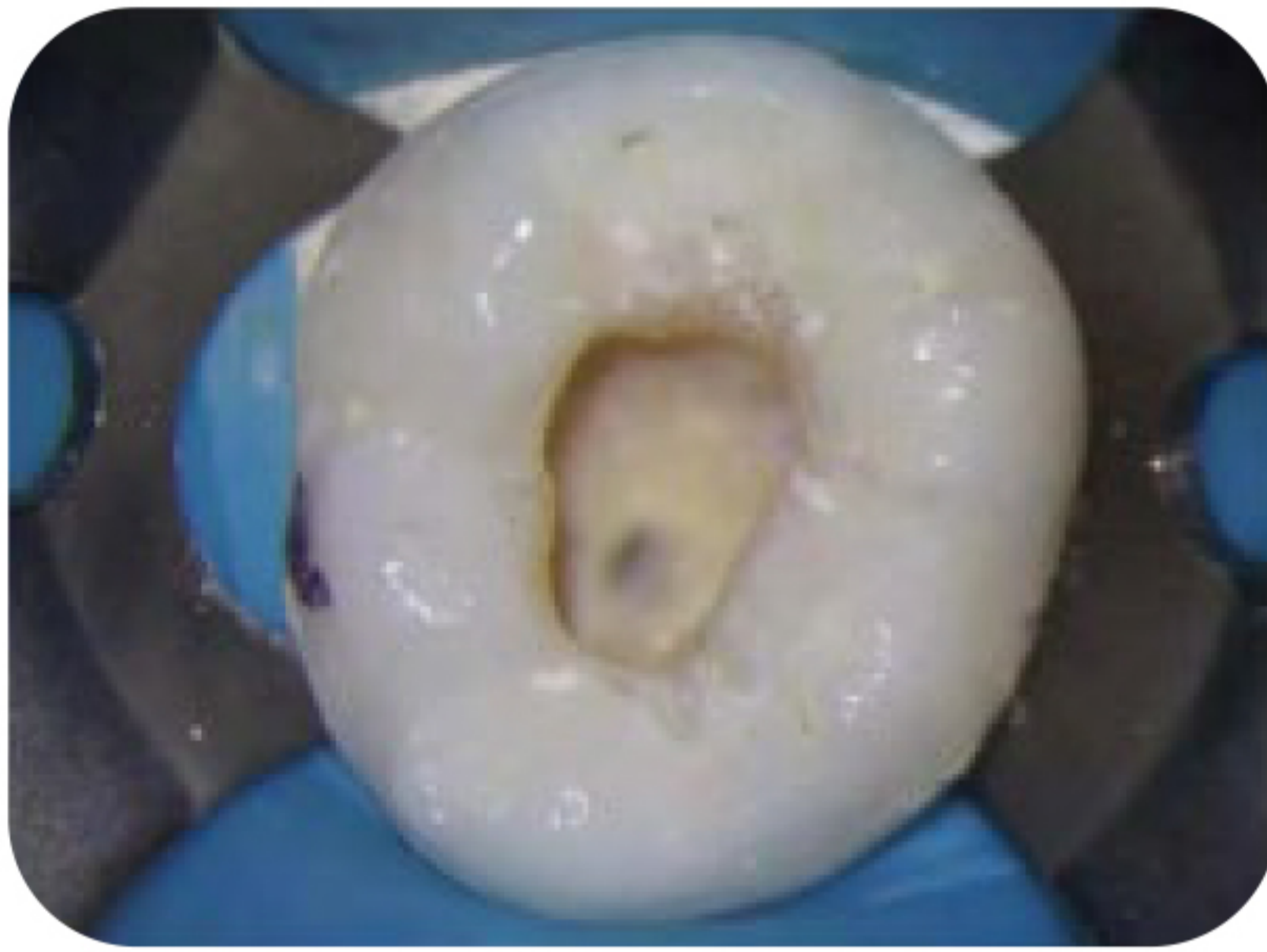
Built-in 4K imaging system, based on SONY's high-end image sensor, it supports 4K video recording, which is much clearer than traditional high-definition imaging systems.



## UNOBSTRUCTED FIELD OF VIEW

Less repositioning during surgery

FOV: **132mm** to **9.7mm** field of view diameter



## LARGER OPERATING SPACE, LESS MICROSCOPE MOVEMENTS


Vario focus objective lens

Range: **180mm** - **460mm**



## SAFER AND CLEANER CLINIC ENVIRONMENT

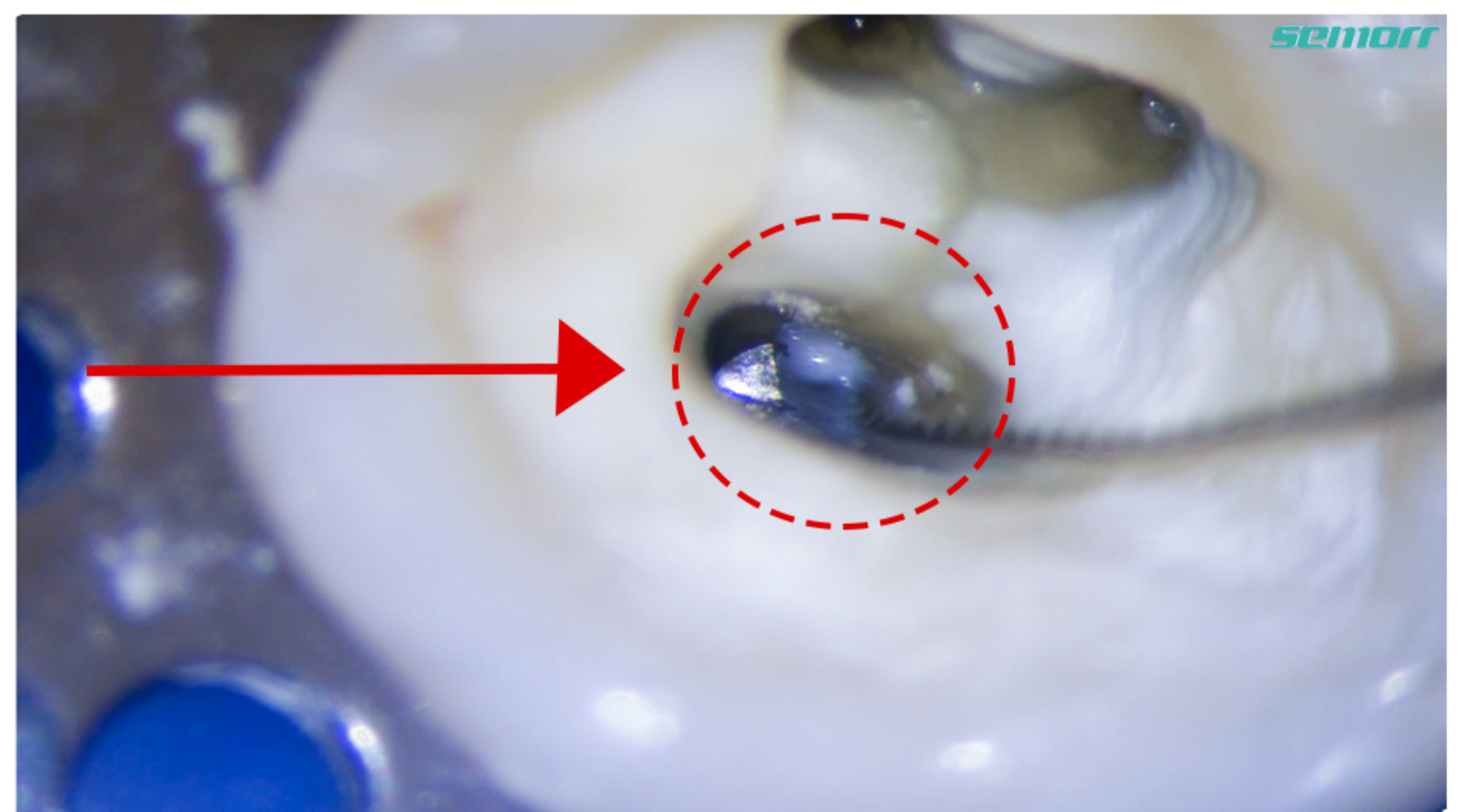
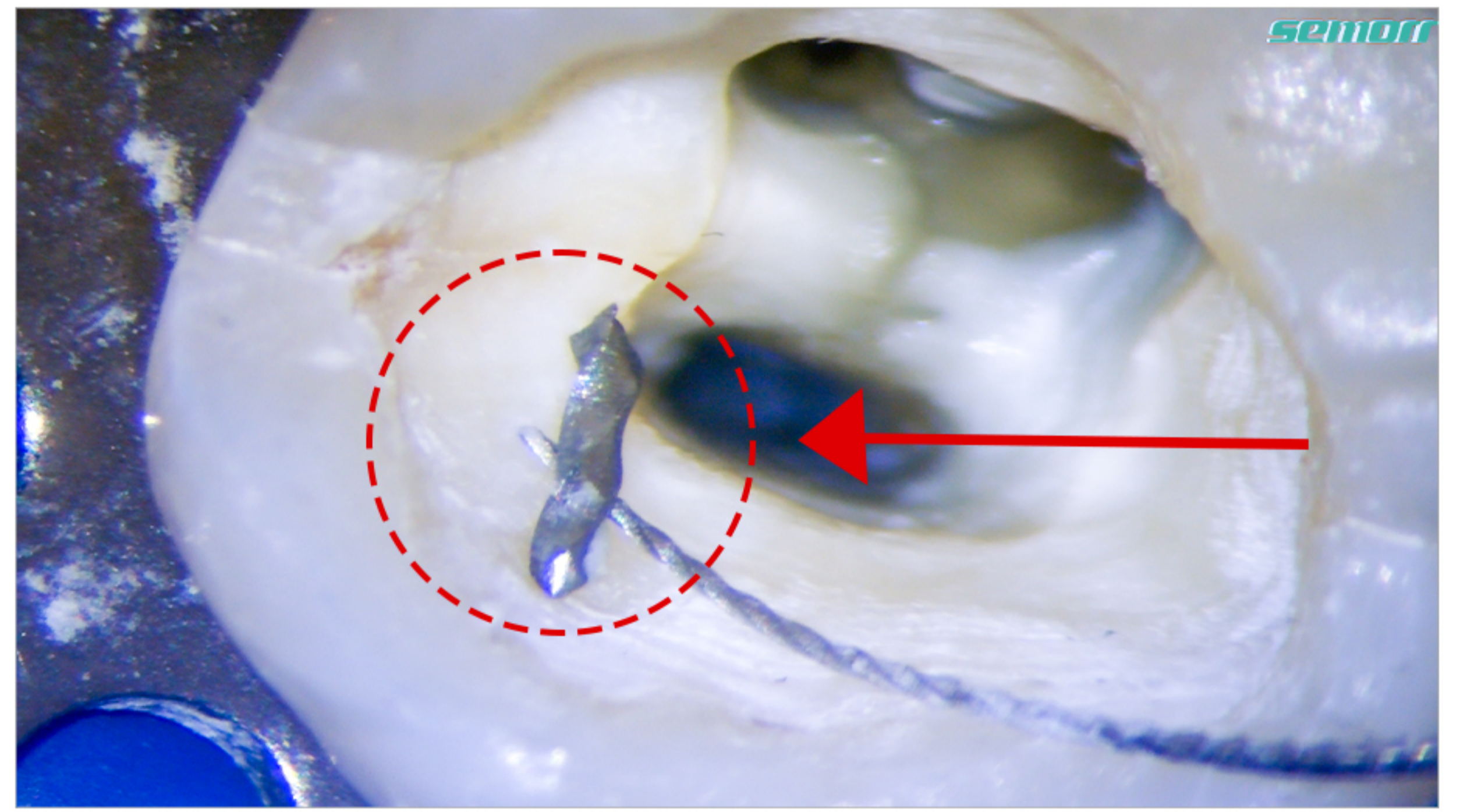

The permanent nano-silver ion coating additionally protects the overall body of the microscope, which can further maintain the cleanliness of the microscope surface, reduce harmful pathogens and reduce the risk of cross-contamination, and adhere to strict disinfection protocols in clinics



# DOCUMENTATION BECOMES EASIER

## By Foot Control:

- Photo & Video capture



## THE MOST RELIABLE OPTICAL AID SUPPORT FOR EVEN THE MOST DEMANDING DISCIPLINES

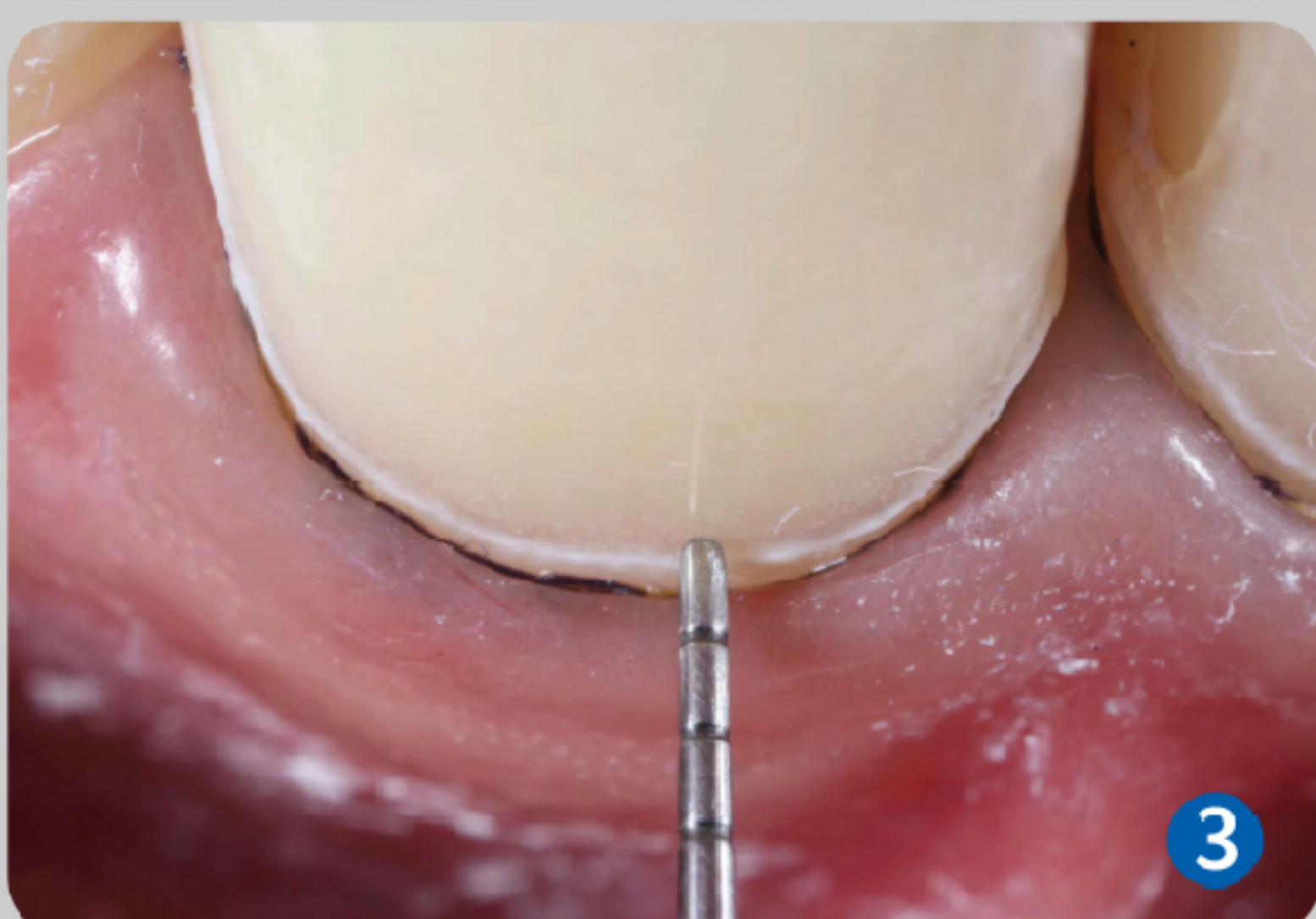
### Endodontics



### Oral examination



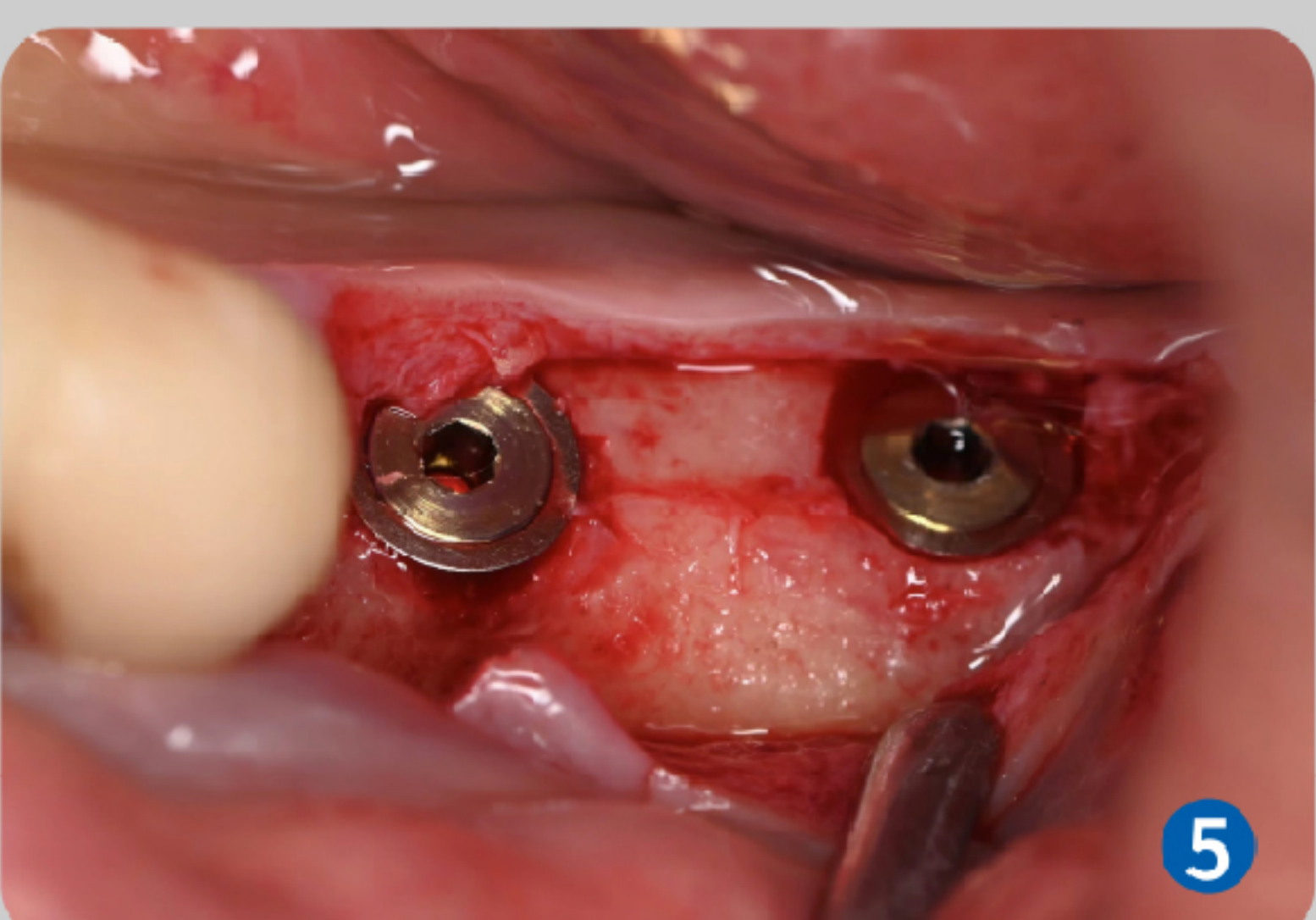
### Aesthetic dentistry



### Periodontics



### Implantology



### IMAGES COURTESY OF:

- Dr. Nuno Pinto <sup>1</sup>
- Dr. Ming Xue <sup>2</sup>
- Dr. Hongyuan Wen <sup>3</sup>
- Dr. Jianhua Liu <sup>4</sup>



## 4K PRO MICROSCOPE TECHNICAL DATA

<b>Microscope System</b>	
Eyepieces	10X/22B high eyepoint ocular help receive larger FOV
Binoculars	0~210° Inclinal extended tube
PD adjustable range	55mm-75mm
Diopter Range	±7D
Magnifications	ZOOM magnification
Zoom magnifications	3.6x-23.3x
Objective Lens	180mm-460mm
Diameter of FOV(*)	132mm-9.7mm
<b>Illumination System</b>	
Light source	Built-in high-reliability medical LED light source , with continuously adjustable luminance, life span over 60,000 hours
Minimum illumination intensity (f=250)	≥80000lx
Diameter of illumination spot	≥60mm
Color Filter	Yellow , green
Color temperature	5700K, closer to natural light
<b>Support System</b>	
Bracket type	Suspension type bracket
Big arm	460mm, 360° rotation
Spring arm	700mm, ±160° rotation, vertical displacement ±315mm
Maximum arm spread	1390mm
Base size	516mm*516mm
Surface Material	Protected with antibacterial nano silver ion coating to ensure no cross contamination
<b>Built-in 4K camera system</b>	
Video definition	3840×2160 (4K, switchable to 2.7K, 1440P, 1080P, 960P and 720P)
Video frame rate	30fps@4k
Storage medium	External TF flash disk 128G TF
Screencasting Program	Play back video and picture files online
Shooting support mode	JPG\RAW (image format), MP4 (video)
4k pedal	Control 4K video system shooting
Control mode	Wireless remote control: mobile phone, tablet and other terminals Buttons on handle

# CONTACT US

---



perfectdenteg.com



perfectdenteg



perfectdenteg



info@perfectdenteg.com



+201552974571  
+201018436971



74 Ammar ibn Yasser, above Metro Market,  
Masr Al Jadidah, Cairo, Egypt